

Scaled data based on original data using  
LM-79-08 Approved Method: Electrical and Photometric Measurements of Solid-State  
Lighting Products

Test Report Prepared for

Cooper Lighting Solutions

(formerly Eaton)

Brand: EPHESUS

Report Number: P1306429 (CONVERTED FROM TYPE C PHOTOMETRY)

Luminaire Tested: **EPH-LS16-1200L-40-70-4R-A**

Issue Date: 2/3/2026

**Test Information**

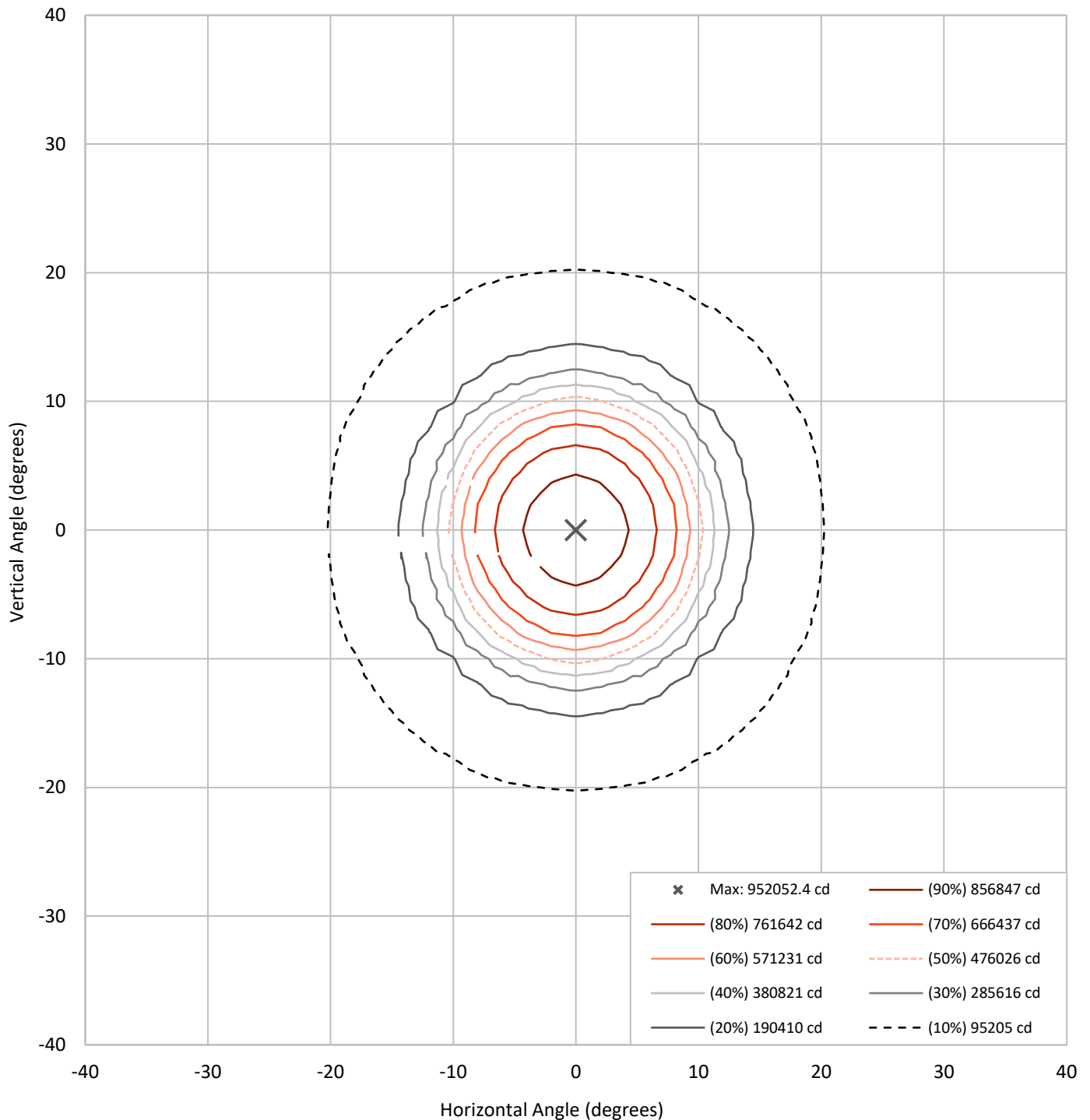
Test Method: LM-79-08  
Report Number: P1306429 (CONVERTED FROM TYPE C PHOTOMETRY)  
TEST IS SCALED FROM IESNA LM-79-08 TEST DATA (G2-2301-906-17)  
Test Lab: INNOVATION CENTER  
Issue Date: 2/3/2026  
Manufacturer: COOPER LIGHTING SOLUTIONS (FORMERLY EATON)  
Product Line: EPHEBUS  
Catalog Number: EPH-LS16-1200L-40-70-4R-A  
Description: EPHEBUS LUMASPORT 16 LUMINAIRE  
(16) 4000K, 70 CRI LEDS AND 4R BEAM SHAPE  
Light Source: -  
Ballast/Driver: ELECTRONIC DRIVER

**Summary**

Lumens per Lamp:	N/A	NEMA Type:	3H x 3V
Luminaire Lumens:	185260.2 lumens	Max Intensity:	952052.4 candela
Efficiency:	N/A	Max Intensity Angle:	0°H x 0°V
Efficacy:	151.5 lumens/watt		
Luminous Opening:	Circular (Dia: 1.67' x H: 0')		
Beam Angle (50%):	20.7°H x 20.7°V	Field Angle (10%):	40.5°H x 40.5°V
Beam Lumens:	71121.3 lumens	Field Lumens:	125531.9 lumens
Beam Efficiency:	38.4%	Field Efficiency:	67.8%
Input Watts (W):	1223		
Input Voltage (V):	NR		
Input Current (Ain):	NR		
Voltage Rise (V):	NR		
Power Factor:	NR		
Total Harmonic Distortion (THDi):	NR		
Frequency (hertz):	60		
Stabilization Time:	NR		
Operation Time:	NR		
Ambient Temperature (°C):	NR		
Test Distance:	25 FT		

REPORT NUMBER: P1306429 (CONVERTED FROM TYPE C PHOTOMETRY)  
CATALOG NUMBER: EPH-LS16-1200L-40-70-4R-A

### Iso-Candela Plot





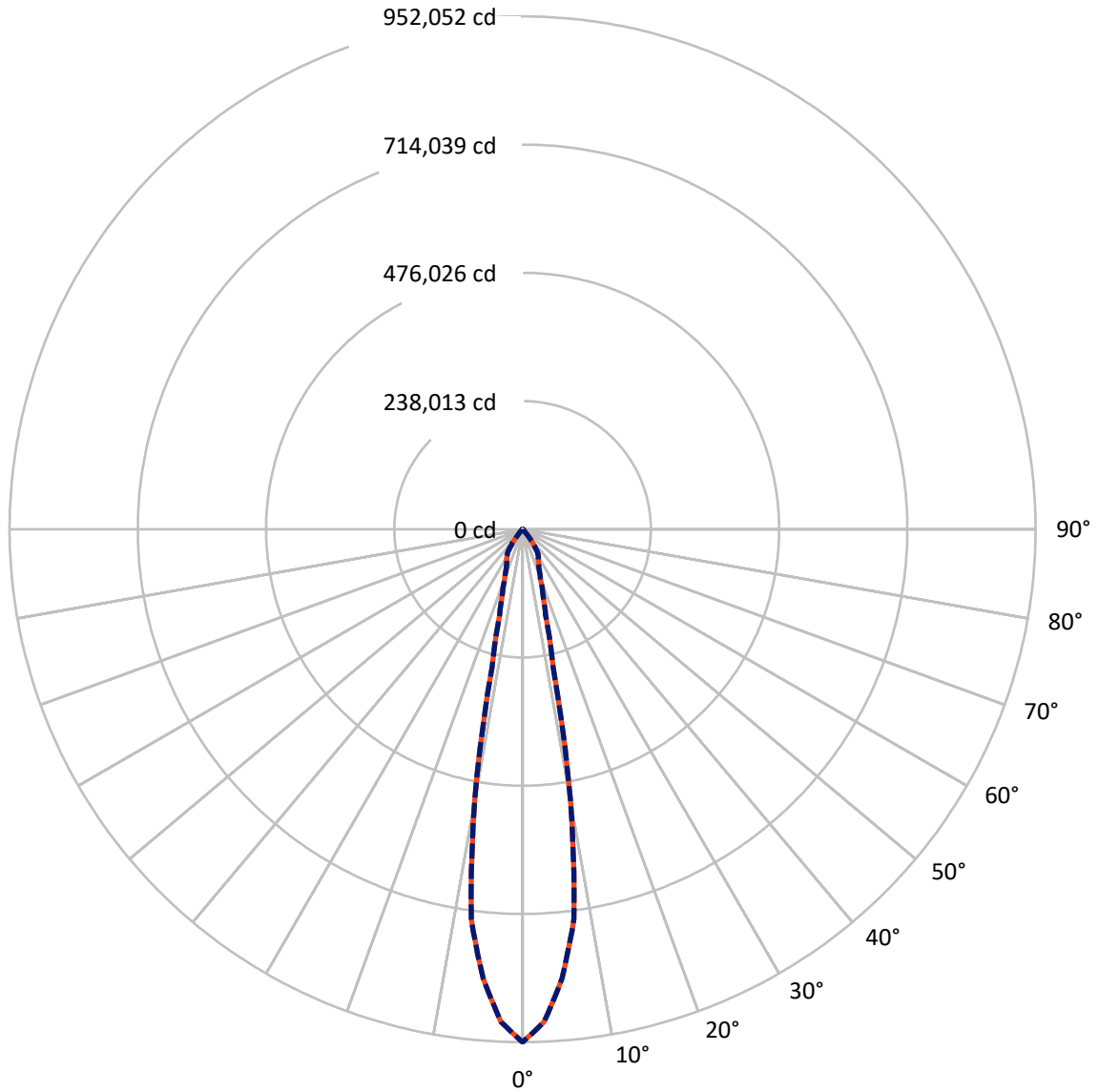
REPORT NUMBER: P1306429 (CONVERTED FROM TYPE C PHOTOMETRY)  
 CATALOG NUMBER: EPH-LS16-1200L-40-70-4R-A

### Lumen Table

90	0.3	1.4		3.2		4.9		5.6		4.9		3.2		1.4		0.3
80	0.3	1.4		3.2		4.9		5.6		4.9		3.2		1.4		0.3
70	0.6	0.6	1.1	1.9	2.9	4.2	5.3	6.0	6.0	5.3	4.2	2.9	1.9	1.1	0.6	0.6
60		0.8	1.8	3.8	7.3	12.3	16.8	19.3	19.3	16.8	12.3	7.3	3.8	1.8	0.8	
50	0.9	1.1	3.1	8.1	16.9	30.9	70.9	118.8	118.8	70.9	30.9	16.9	8.1	3.1	1.1	0.9
40		1.5	5.2	14.6	45.2	268.4	760.3	1111.9	1111.9	760.3	268.4	45.2	14.6	5.2	1.5	
30	1.2	2.0	7.9	24.4	245.2	1082.4	1758.6	2126.0	2126.0	1758.6	1082.4	245.2	24.4	7.9	2.0	1.2
20		2.4	10.2	53.3	653.5	1652.5	2759.8	5309.5	5309.5	2759.8	1652.5	653.5	53.3	10.2	2.4	
10	1.3	2.6	11.3	87.2	925.3	1939.6	5169.9	19934.6	19934.6	5169.9	1939.6	925.3	87.2	11.3	2.6	1.3
0		2.6	11.3	87.2	925.3	1939.6	5169.9	19934.6	19934.6	5169.9	1939.6	925.3	87.2	11.3	2.6	
-10	1.2	2.4	10.2	53.3	653.5	1652.5	2759.8	5309.5	5309.5	2759.8	1652.5	653.5	53.3	10.2	2.4	1.2
-20		2.0	7.9	24.4	245.2	1082.4	1758.6	2126.0	2126.0	1758.6	1082.4	245.2	24.4	7.9	2.0	
-30	0.9	1.5	5.2	14.6	45.2	268.4	760.3	1111.9	1111.9	760.3	268.4	45.2	14.6	5.2	1.5	0.9
-40		1.1	3.1	8.1	16.9	30.9	70.9	118.8	118.8	70.9	30.9	16.9	8.1	3.1	1.1	
-50	0.6	0.8	1.8	3.8	7.3	12.3	16.8	19.3	19.3	16.8	12.3	7.3	3.8	1.8	0.8	0.6
-60		0.6	1.1	1.9	2.9	4.2	5.3	6.0	6.0	5.3	4.2	2.9	1.9	1.1	0.6	
-70	0.3	1.4		3.2		4.9		5.6		4.9		3.2		1.4		0.3
-80		1.4		3.2		4.9		5.6		4.9		3.2		1.4		
-90	0.3	1.4		3.2		4.9		5.6		4.9		3.2		1.4		0.3

REPORT NUMBER: P1306429 (CONVERTED FROM TYPE C PHOTOMETRY)  
CATALOG NUMBER: EPH-LS16-1200L-40-70-4R-A

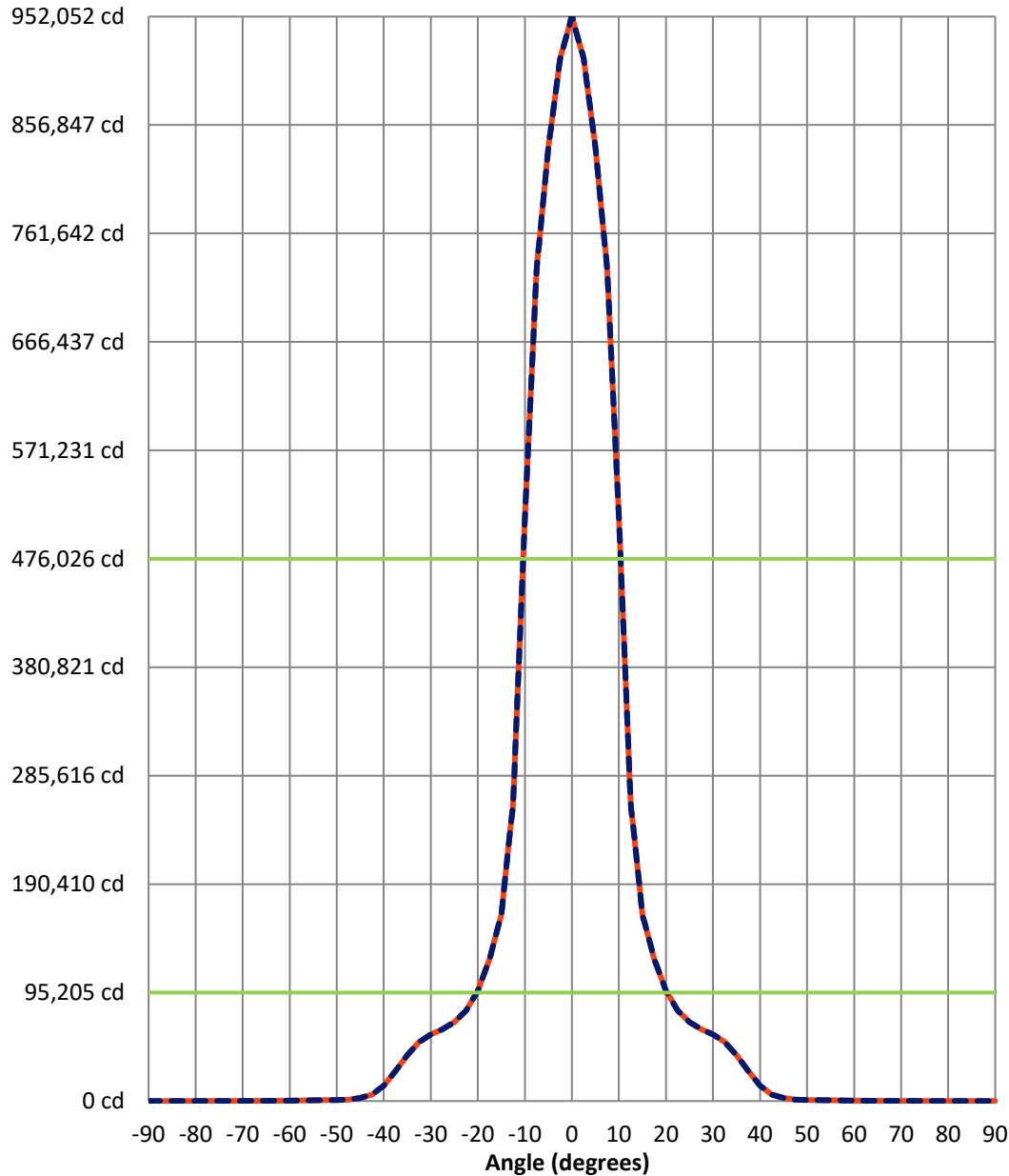
### Luminous Intensity Polar Plot



— Vertical Distribution Through 0-Deg      - - - Horizontal Distribution Through 0-Deg

REPORT NUMBER: P1306429 (CONVERTED FROM TYPE C PHOTOMETRY)  
 CATALOG NUMBER: EPH-LS16-1200L-40-70-4R-A

### Luminous Intensity Plot



**Beam:**  
 H Angle: 20.7°  
 V Angle: 20.7°  
 Lumens: 71121.3  
 Efficiency: 38.4%

**Field:**  
 H Angle: 40.5°  
 V Angle: 40.5°  
 Lumens: 125531.9  
 Efficiency: 67.8%

**Spill:**  
 Lumens: 59728.3  
 Efficiency: 32.2%

— Vertical Distribution through 0-Deg  
 - - Horizontal Distribution through 0-Deg



REPORT NUMBER: P1306429 (CONVERTED FROM TYPE C PHOTOMETRY)  
 CATALOG NUMBER: EPH-LS16-1200L-40-70-4R-A

FIELD  
 BEAM

**CANDELA DISTRIBUTION:**

	-90°	-87.5°	-85°	-82.5°	-80°	-77.5°	-75°	-72.5°	-70°	-67.5°	-65°
90°	0.0	0.0	0.0	0.0	0.0	0.0	0.0	0.0	0.0	0.0	0.0
87.5°	0.0	0.7	1.4	2.0	2.7	3.4	4.1	4.7	5.4	6.0	6.6
85°	0.0	1.4	2.7	4.1	5.4	6.8	8.1	9.4	10.7	12.0	13.3
82.5°	0.0	2.0	4.1	6.1	8.2	10.2	12.2	14.1	15.9	16.7	17.5
80°	0.0	2.7	5.4	8.2	10.9	13.5	15.9	17.0	18.2	19.3	20.3
77.5°	0.0	3.4	6.8	10.2	13.5	16.2	17.6	19.1	20.4	21.8	23.4
75°	0.0	4.1	8.1	12.2	15.9	17.6	19.3	21.0	22.8	24.9	27.0
72.5°	0.0	4.7	9.4	14.1	17.0	19.1	21.0	23.2	25.7	28.2	30.6
70°	0.0	5.4	10.7	15.9	18.2	20.4	22.8	25.7	28.5	31.4	34.8
67.5°	0.0	6.0	12.0	16.7	19.3	21.8	24.9	28.2	31.4	35.3	39.1
65°	0.0	6.6	13.3	17.5	20.3	23.4	27.0	30.6	34.8	39.1	43.5
62.5°	0.0	7.2	14.5	18.3	21.4	25.1	29.1	33.4	38.2	42.9	48.0
60°	0.0	7.8	15.7	19.1	22.4	26.8	31.1	36.3	41.4	46.9	52.4
57.5°	0.0	8.4	16.2	19.8	23.7	28.4	33.4	39.1	44.9	50.8	57.5
55°	0.0	9.0	16.7	20.6	25.0	30.0	35.8	41.8	48.2	54.9	62.8
52.5°	0.0	9.6	17.2	21.3	26.3	31.6	38.1	44.7	51.5	59.5	68.0
50°	0.0	10.1	17.6	22.0	27.5	33.4	40.3	47.5	55.0	64.0	73.9
47.5°	0.0	10.6	18.1	22.7	28.6	35.2	42.4	50.2	58.9	68.4	79.7
45°	0.0	11.1	18.5	23.5	29.7	36.9	44.7	52.8	62.6	73.4	85.3
42.5°	0.0	11.6	18.9	24.3	30.8	38.6	46.8	55.6	66.2	78.3	91.7
40°	0.0	12.0	19.3	25.1	31.9	40.1	48.8	58.6	69.8	82.9	98.0
37.5°	0.0	12.5	19.7	25.8	33.1	41.6	50.8	61.5	73.7	87.6	104.1
35°	0.0	12.9	20.0	26.5	34.2	43.1	52.6	64.1	77.4	92.7	110.2
32.5°	0.0	13.2	20.4	27.1	35.3	44.5	54.4	66.7	80.9	97.5	116.6
30°	0.0	13.6	20.7	27.7	36.3	45.9	56.5	69.2	84.2	102.0	122.5
27.5°	0.0	13.9	21.0	28.3	37.2	47.1	58.3	71.8	87.5	106.3	128.1
25°	0.0	14.2	21.2	28.8	38.0	48.2	60.1	74.2	90.9	110.6	133.5
22.5°	0.0	14.5	21.5	29.3	38.8	49.3	61.6	76.5	94.0	114.8	145.5
20°	0.0	14.8	21.7	29.7	39.5	50.2	63.1	78.5	96.8	118.5	156.2
17.5°	0.0	15.0	21.9	30.1	40.1	51.1	64.3	80.2	99.3	121.9	165.8
15°	0.0	15.2	22.0	30.4	40.6	51.8	65.4	81.8	101.5	124.8	174.2
12.5°	0.0	15.3	22.2	30.7	41.1	52.4	66.4	83.1	103.4	127.3	181.3
10°	0.0	15.5	22.3	30.9	41.4	52.9	67.1	84.2	104.9	129.3	187.1
7.5°	0.0	15.6	22.4	31.1	41.7	53.3	67.7	85.0	106.1	130.9	191.7
5°	0.0	15.6	22.4	31.2	41.9	53.6	68.2	85.6	106.9	132.1	195.0
2.5°	0.0	15.7	22.5	31.3	42.1	53.7	68.4	86.0	107.4	132.8	196.9
0°	0.0	15.7	22.5	31.3	42.1	53.8	68.5	86.1	107.6	133.0	197.6
-2.5°	0.0	15.7	22.5	31.3	42.1	53.7	68.4	86.0	107.4	132.8	196.9
-5°	0.0	15.6	22.4	31.2	41.9	53.6	68.2	85.6	106.9	132.1	195.0
-7.5°	0.0	15.6	22.4	31.1	41.7	53.3	67.7	85.0	106.1	130.9	191.7
-10°	0.0	15.5	22.3	30.9	41.4	52.9	67.1	84.2	104.9	129.3	187.1
-12.5°	0.0	15.3	22.2	30.7	41.1	52.4	66.4	83.1	103.4	127.3	181.3
-15°	0.0	15.2	22.0	30.4	40.6	51.8	65.4	81.8	101.5	124.8	174.2
-17.5°	0.0	15.0	21.9	30.1	40.1	51.1	64.3	80.2	99.3	121.9	165.8
-20°	0.0	14.8	21.7	29.7	39.5	50.2	63.1	78.5	96.8	118.5	156.2



REPORT NUMBER: P1306429 (CONVERTED FROM TYPE C PHOTOMETRY)  
 CATALOG NUMBER: EPH-LS16-1200L-40-70-4R-A

**CANDELA DISTRIBUTION (continued):**

	-90°	-87.5°	-85°	-82.5°	-80°	-77.5°	-75°	-72.5°	-70°	-67.5°	-65°
-22.5°	0.0	14.5	21.5	29.3	38.8	49.3	61.6	76.5	94.0	114.8	145.5
-25°	0.0	14.2	21.2	28.8	38.0	48.2	60.1	74.2	90.9	110.6	133.5
-27.5°	0.0	13.9	21.0	28.3	37.2	47.1	58.3	71.8	87.5	106.3	128.1
-30°	0.0	13.6	20.7	27.7	36.3	45.9	56.5	69.2	84.2	102.0	122.5
-32.5°	0.0	13.2	20.4	27.1	35.3	44.5	54.4	66.7	80.9	97.5	116.6
-35°	0.0	12.9	20.0	26.5	34.2	43.1	52.6	64.1	77.4	92.7	110.2
-37.5°	0.0	12.5	19.7	25.8	33.1	41.6	50.8	61.5	73.7	87.6	104.1
-40°	0.0	12.0	19.3	25.1	31.9	40.1	48.8	58.6	69.8	82.9	98.0
-42.5°	0.0	11.6	18.9	24.3	30.8	38.6	46.8	55.6	66.2	78.3	91.7
-45°	0.0	11.1	18.5	23.5	29.7	36.9	44.7	52.8	62.6	73.4	85.3
-47.5°	0.0	10.6	18.1	22.7	28.6	35.2	42.4	50.2	58.9	68.4	79.7
-50°	0.0	10.1	17.6	22.0	27.5	33.4	40.3	47.5	55.0	64.0	73.9
-52.5°	0.0	9.6	17.2	21.3	26.3	31.6	38.1	44.7	51.5	59.5	68.0
-55°	0.0	9.0	16.7	20.6	25.0	30.0	35.8	41.8	48.2	54.9	62.8
-57.5°	0.0	8.4	16.2	19.8	23.7	28.4	33.4	39.1	44.9	50.8	57.5
-60°	0.0	7.8	15.7	19.1	22.4	26.8	31.1	36.3	41.4	46.9	52.4
-62.5°	0.0	7.2	14.5	18.3	21.4	25.1	29.1	33.4	38.2	42.9	48.0
-65°	0.0	6.6	13.3	17.5	20.3	23.4	27.0	30.6	34.8	39.1	43.5
-67.5°	0.0	6.0	12.0	16.7	19.3	21.8	24.9	28.2	31.4	35.3	39.1
-70°	0.0	5.4	10.7	15.9	18.2	20.4	22.8	25.7	28.5	31.4	34.8
-72.5°	0.0	4.7	9.4	14.1	17.0	19.1	21.0	23.2	25.7	28.2	30.6
-75°	0.0	4.1	8.1	12.2	15.9	17.6	19.3	21.0	22.8	24.9	27.0
-77.5°	0.0	3.4	6.8	10.2	13.5	16.2	17.6	19.1	20.4	21.8	23.4
-80°	0.0	2.7	5.4	8.2	10.9	13.5	15.9	17.0	18.2	19.3	20.3
-82.5°	0.0	2.0	4.1	6.1	8.2	10.2	12.2	14.1	15.9	16.7	17.5
-85°	0.0	1.4	2.7	4.1	5.4	6.8	8.1	9.4	10.7	12.0	13.3
-87.5°	0.0	0.7	1.4	2.0	2.7	3.4	4.1	4.7	5.4	6.0	6.6
-90°	0.0	0.0	0.0	0.0	0.0	0.0	0.0	0.0	0.0	0.0	0.0



REPORT NUMBER: P1306429 (CONVERTED FROM TYPE C PHOTOMETRY)  
 CATALOG NUMBER: EPH-LS16-1200L-40-70-4R-A

**CANDELA DISTRIBUTION (continued):**

	-62.5°	-60°	-57.5°	-55°	-52.5°	-50°	-47.5°	-45°	-42.5°	-40°	-37.5°
90°	0.0	0.0	0.0	0.0	0.0	0.0	0.0	0.0	0.0	0.0	0.0
87.5°	7.2	7.8	8.4	9.0	9.6	10.1	10.6	11.1	11.6	12.0	12.5
85°	14.5	15.7	16.2	16.7	17.2	17.6	18.1	18.5	18.9	19.3	19.7
82.5°	18.3	19.1	19.8	20.6	21.3	22.0	22.7	23.5	24.3	25.1	25.8
80°	21.4	22.4	23.7	25.0	26.3	27.5	28.6	29.7	30.8	31.9	33.1
77.5°	25.1	26.8	28.4	30.0	31.6	33.4	35.2	36.9	38.6	40.1	41.6
75°	29.1	31.1	33.4	35.8	38.1	40.3	42.4	44.7	46.8	48.8	50.8
72.5°	33.4	36.3	39.1	41.8	44.7	47.5	50.2	52.8	55.6	58.6	61.5
70°	38.2	41.4	44.9	48.2	51.5	55.0	58.9	62.6	66.2	69.8	73.7
67.5°	42.9	46.9	50.8	54.9	59.5	64.0	68.4	73.4	78.3	82.9	87.6
65°	48.0	52.4	57.5	62.8	68.0	73.9	79.7	85.3	91.7	98.0	104.1
62.5°	52.9	58.8	64.8	71.0	77.8	84.5	91.9	99.5	106.8	114.9	122.7
60°	58.8	65.4	72.6	80.2	88.0	96.8	105.4	114.8	124.2	133.5	155.5
57.5°	64.8	72.6	81.0	90.0	99.8	109.7	120.6	131.3	154.6	179.6	202.6
55°	71.0	80.2	90.0	100.8	112.0	124.2	140.7	169.9	198.0	220.5	242.1
52.5°	77.8	88.0	99.8	112.0	125.4	146.8	179.1	208.3	233.5	262.2	301.6
50°	84.5	96.8	109.7	124.2	146.8	182.2	213.5	241.4	280.1	324.2	385.1
47.5°	91.9	105.4	120.6	140.7	179.1	213.5	244.0	289.1	337.8	417.7	498.0
45°	99.5	114.8	131.3	169.9	208.3	241.4	289.1	342.4	434.2	524.1	614.4
42.5°	106.8	124.2	154.6	198.0	233.5	280.1	337.8	434.2	532.9	632.3	713.9
40°	114.9	133.5	179.6	220.5	262.2	324.2	417.7	524.1	632.3	720.7	795.5
37.5°	122.7	155.5	202.6	242.1	301.6	385.1	498.0	614.4	713.9	795.5	856.4
35°	130.2	176.4	221.5	270.5	339.2	456.8	578.8	693.8	781.8	851.1	967.6
32.5°	143.8	196.1	239.5	303.5	400.0	526.1	656.0	754.6	835.2	928.1	1170.1
30°	160.7	211.8	259.8	334.5	459.7	594.1	714.5	809.1	882.0	1109.7	1774.3
27.5°	176.4	226.2	286.5	380.0	516.2	657.8	765.0	850.2	1010.4	1420.3	2564.8
25°	190.9	239.5	311.1	427.7	570.9	705.6	808.9	888.6	1160.4	2114.4	3863.3
22.5°	203.0	251.8	333.7	471.5	621.1	745.7	841.7	1003.1	1497.9	2787.3	5217.2
20°	213.0	270.5	363.3	511.6	666.7	782.1	871.7	1120.8	2045.3	3942.5	7863.8
17.5°	221.9	287.1	395.7	549.0	698.6	810.9	910.0	1226.4	2538.0	4984.6	10916.2
15°	229.6	301.6	424.0	581.7	724.9	832.6	995.7	1584.5	3206.7	6358.1	13671.5
12.5°	236.2	314.0	448.2	609.6	747.4	851.2	1069.2	1928.7	3938.1	8511.2	17473.6
10°	241.7	324.2	468.1	632.7	765.9	866.5	1129.9	2213.7	4544.8	10300.2	20639.7
7.5°	245.9	332.1	483.7	650.7	780.4	878.5	1177.6	2437.5	5021.8	11709.4	23138.3
5°	249.0	337.8	494.8	663.6	790.8	887.2	1211.8	2598.6	5365.5	12725.8	24943.2
2.5°	250.8	341.3	501.6	671.4	797.1	892.4	1232.5	2695.7	5572.9	13339.7	26034.4
0°	251.4	342.4	503.8	674.0	799.2	894.1	1239.4	2728.2	5642.2	13545.0	26399.5
-2.5°	250.8	341.3	501.6	671.4	797.1	892.4	1232.5	2695.7	5572.9	13339.7	26034.4
-5°	249.0	337.8	494.8	663.6	790.8	887.2	1211.8	2598.6	5365.5	12725.8	24943.2
-7.5°	245.9	332.1	483.7	650.7	780.4	878.5	1177.6	2437.5	5021.8	11709.4	23138.3
-10°	241.7	324.2	468.1	632.7	765.9	866.5	1129.9	2213.7	4544.8	10300.2	20639.7
-12.5°	236.2	314.0	448.2	609.6	747.4	851.2	1069.2	1928.7	3938.1	8511.2	17473.6
-15°	229.6	301.6	424.0	581.7	724.9	832.6	995.7	1584.5	3206.7	6358.1	13671.5
-17.5°	221.9	287.1	395.7	549.0	698.6	810.9	910.0	1226.4	2538.0	4984.6	10916.2
-20°	213.0	270.5	363.3	511.6	666.7	782.1	871.7	1120.8	2045.3	3942.5	7863.8



REPORT NUMBER: P1306429 (CONVERTED FROM TYPE C PHOTOMETRY)  
 CATALOG NUMBER: EPH-LS16-1200L-40-70-4R-A

**CANDELA DISTRIBUTION (continued):**

	-62.5°	-60°	-57.5°	-55°	-52.5°	-50°	-47.5°	-45°	-42.5°	-40°	-37.5°
-22.5°	203.0	251.8	333.7	471.5	621.1	745.7	841.7	1003.1	1497.9	2787.3	5217.2
-25°	190.9	239.5	311.1	427.7	570.9	705.6	808.9	888.6	1160.4	2114.4	3863.3
-27.5°	176.4	226.2	286.5	380.0	516.2	657.8	765.0	850.2	1010.4	1420.3	2564.8
-30°	160.7	211.8	259.8	334.5	459.7	594.1	714.5	809.1	882.0	1109.7	1774.3
-32.5°	143.8	196.1	239.5	303.5	400.0	526.1	656.0	754.6	835.2	928.1	1170.1
-35°	130.2	176.4	221.5	270.5	339.2	456.8	578.8	693.8	781.8	851.1	967.6
-37.5°	122.7	155.5	202.6	242.1	301.6	385.1	498.0	614.4	713.9	795.5	856.4
-40°	114.9	133.5	179.6	220.5	262.2	324.2	417.7	524.1	632.3	720.7	795.5
-42.5°	106.8	124.2	154.6	198.0	233.5	280.1	337.8	434.2	532.9	632.3	713.9
-45°	99.5	114.8	131.3	169.9	208.3	241.4	289.1	342.4	434.2	524.1	614.4
-47.5°	91.9	105.4	120.6	140.7	179.1	213.5	244.0	289.1	337.8	417.7	498.0
-50°	84.5	96.8	109.7	124.2	146.8	182.2	213.5	241.4	280.1	324.2	385.1
-52.5°	77.8	88.0	99.8	112.0	125.4	146.8	179.1	208.3	233.5	262.2	301.6
-55°	71.0	80.2	90.0	100.8	112.0	124.2	140.7	169.9	198.0	220.5	242.1
-57.5°	64.8	72.6	81.0	90.0	99.8	109.7	120.6	131.3	154.6	179.6	202.6
-60°	58.8	65.4	72.6	80.2	88.0	96.8	105.4	114.8	124.2	133.5	155.5
-62.5°	52.9	58.8	64.8	71.0	77.8	84.5	91.9	99.5	106.8	114.9	122.7
-65°	48.0	52.4	57.5	62.8	68.0	73.9	79.7	85.3	91.7	98.0	104.1
-67.5°	42.9	46.9	50.8	54.9	59.5	64.0	68.4	73.4	78.3	82.9	87.6
-70°	38.2	41.4	44.9	48.2	51.5	55.0	58.9	62.6	66.2	69.8	73.7
-72.5°	33.4	36.3	39.1	41.8	44.7	47.5	50.2	52.8	55.6	58.6	61.5
-75°	29.1	31.1	33.4	35.8	38.1	40.3	42.4	44.7	46.8	48.8	50.8
-77.5°	25.1	26.8	28.4	30.0	31.6	33.4	35.2	36.9	38.6	40.1	41.6
-80°	21.4	22.4	23.7	25.0	26.3	27.5	28.6	29.7	30.8	31.9	33.1
-82.5°	18.3	19.1	19.8	20.6	21.3	22.0	22.7	23.5	24.3	25.1	25.8
-85°	14.5	15.7	16.2	16.7	17.2	17.6	18.1	18.5	18.9	19.3	19.7
-87.5°	7.2	7.8	8.4	9.0	9.6	10.1	10.6	11.1	11.6	12.0	12.5
-90°	0.0	0.0	0.0	0.0	0.0	0.0	0.0	0.0	0.0	0.0	0.0



REPORT NUMBER: P1306429 (CONVERTED FROM TYPE C PHOTOMETRY)  
 CATALOG NUMBER: EPH-LS16-1200L-40-70-4R-A

**CANDELA DISTRIBUTION (continued):**

	-35°	-32.5°	-30°	-27.5°	-25°	-22.5°	-20°	-17.5°	-15°	-12.5°	-10°
90°	0.0	0.0	0.0	0.0	0.0	0.0	0.0	0.0	0.0	0.0	0.0
87.5°	12.9	13.2	13.6	13.9	14.2	14.5	14.8	15.0	15.2	15.3	15.5
85°	20.0	20.4	20.7	21.0	21.2	21.5	21.7	21.9	22.0	22.2	22.3
82.5°	26.5	27.1	27.7	28.3	28.8	29.3	29.7	30.1	30.4	30.7	30.9
80°	34.2	35.3	36.3	37.2	38.0	38.8	39.5	40.1	40.6	41.1	41.4
77.5°	43.1	44.5	45.9	47.1	48.2	49.3	50.2	51.1	51.8	52.4	52.9
75°	52.6	54.4	56.5	58.3	60.1	61.6	63.1	64.3	65.4	66.4	67.1
72.5°	64.1	66.7	69.2	71.8	74.2	76.5	78.5	80.2	81.8	83.1	84.2
70°	77.4	80.9	84.2	87.5	90.9	94.0	96.8	99.3	101.5	103.4	104.9
67.5°	92.7	97.5	102.0	106.3	110.6	114.8	118.5	121.9	124.8	127.3	129.3
65°	110.2	116.6	122.5	128.1	133.5	145.5	156.2	165.8	174.2	181.3	187.1
62.5°	130.2	143.8	160.7	176.4	190.9	203.0	213.0	221.9	229.6	236.2	241.7
60°	176.4	196.1	211.8	226.2	239.5	251.8	270.5	287.1	301.6	314.0	324.2
57.5°	221.5	239.5	259.8	286.5	311.1	333.7	363.3	395.7	424.0	448.2	468.1
55°	270.5	303.5	334.5	380.0	427.7	471.5	511.6	549.0	581.7	609.6	632.7
52.5°	339.2	400.0	459.7	516.2	570.9	621.1	666.7	698.6	724.9	747.4	765.9
50°	456.8	526.1	594.1	657.8	705.6	745.7	782.1	810.9	832.6	851.2	866.5
47.5°	578.8	656.0	714.5	765.0	808.9	841.7	871.7	910.0	995.7	1069.2	1129.9
45°	693.8	754.6	809.1	850.2	888.6	1003.1	1120.8	1226.4	1584.5	1928.7	2213.7
42.5°	781.8	835.2	882.0	1010.4	1160.4	1497.9	2045.3	2538.0	3206.7	3938.1	4544.8
40°	851.1	928.1	1109.7	1420.3	2114.4	2787.3	3942.5	4984.6	6358.1	8511.2	10300.2
37.5°	967.6	1170.1	1774.3	2564.8	3863.3	5217.2	7863.8	10916.2	13671.5	17473.6	20639.7
35°	1190.4	1953.2	2945.8	4595.3	7022.3	10961.4	15249.7	20610.7	25379.1	29754.4	33474.6
32.5°	1953.2	3126.3	4965.9	8568.9	13074.5	19646.6	26000.8	32213.9	37788.4	42231.8	45601.2
30°	2945.8	4965.9	9089.0	14522.9	22338.0	29949.4	37319.9	43418.4	48437.4	52380.4	54510.4
27.5°	4595.3	8568.9	14522.9	23244.3	31972.2	40423.4	46999.3	52512.0	55662.5	58425.9	60053.2
25°	7022.3	13074.5	22338.0	31972.2	41301.5	48824.5	54155.2	57931.8	60466.9	62567.9	64802.5
22.5°	10961.4	19646.6	29949.4	40423.4	48824.5	54710.7	58893.5	61730.4	64758.1	67865.1	71274.6
20°	15249.7	26000.8	37319.9	46999.3	54155.2	58893.5	62158.9	65974.6	70068.0	75598.2	81053.5
17.5°	20610.7	32213.9	43418.4	52512.0	57931.8	61730.4	65974.6	71125.0	77839.8	87178.2	96350.3
15°	25379.1	37788.4	48437.4	55662.5	60466.9	64758.1	70068.0	77839.8	89278.9	103205.9	119574.8
12.5°	29754.4	42231.8	52380.4	58425.9	62567.9	67865.1	75598.2	87178.2	103205.9	123550.5	148903.2
10°	33474.6	45601.2	54510.4	60053.2	64802.5	71274.6	81053.5	96350.3	119574.8	148903.2	186232.4
7.5°	36417.3	48273.7	56205.5	61350.8	66738.3	74760.7	87775.2	108109.4	136776.1	175232.4	263857.2
5°	38546.7	50211.8	57438.2	62297.7	68157.3	77330.7	92769.1	117180.9	151483.7	210192.8	376937.5
2.5°	39835.7	51386.8	58187.0	62874.3	69024.1	78907.4	95850.6	122824.6	160743.9	245322.1	475596.3
0°	40267.3	51780.6	58438.2	63068.0	69315.7	79439.0	96892.9	124742.1	163911.8	262262.3	511708.2
-2.5°	39835.7	51386.8	58187.0	62874.3	69024.1	78907.4	95850.6	122824.6	160743.9	245322.1	475596.3
-5°	38546.7	50211.8	57438.2	62297.7	68157.3	77330.7	92769.1	117180.9	151483.7	210192.8	376937.5
-7.5°	36417.3	48273.7	56205.5	61350.8	66738.3	74760.7	87775.2	108109.4	136776.1	175232.4	263857.2
-10°	33474.6	45601.2	54510.4	60053.2	64802.5	71274.6	81053.5	96350.3	119574.8	148903.2	186232.4
-12.5°	29754.4	42231.8	52380.4	58425.9	62567.9	67865.1	75598.2	87178.2	103205.9	123550.5	148903.2
-15°	25379.1	37788.4	48437.4	55662.5	60466.9	64758.1	70068.0	77839.8	89278.9	103205.9	119574.8
-17.5°	20610.7	32213.9	43418.4	52512.0	57931.8	61730.4	65974.6	71125.0	77839.8	87178.2	96350.3
-20°	15249.7	26000.8	37319.9	46999.3	54155.2	58893.5	62158.9	65974.6	70068.0	75598.2	81053.5



REPORT NUMBER: P1306429 (CONVERTED FROM TYPE C PHOTOMETRY)  
 CATALOG NUMBER: EPH-LS16-1200L-40-70-4R-A

**CANDELA DISTRIBUTION (continued):**

	-35°	-32.5°	-30°	-27.5°	-25°	-22.5°	-20°	-17.5°	-15°	-12.5°	-10°
-22.5°	10961.4	19646.6	29949.4	40423.4	48824.5	54710.7	58893.5	61730.4	64758.1	67865.1	71274.6
-25°	7022.3	13074.5	22338.0	31972.2	41301.5	48824.5	54155.2	57931.8	60466.9	62567.9	64802.5
-27.5°	4595.3	8568.9	14522.9	23244.3	31972.2	40423.4	46999.3	52512.0	55662.5	58425.9	60053.2
-30°	2945.8	4965.9	9089.0	14522.9	22338.0	29949.4	37319.9	43418.4	48437.4	52380.4	54510.4
-32.5°	1953.2	3126.3	4965.9	8568.9	13074.5	19646.6	26000.8	32213.9	37788.4	42231.8	45601.2
-35°	1190.4	1953.2	2945.8	4595.3	7022.3	10961.4	15249.7	20610.7	25379.1	29754.4	33474.6
-37.5°	967.6	1170.1	1774.3	2564.8	3863.3	5217.2	7863.8	10916.2	13671.5	17473.6	20639.7
-40°	851.1	928.1	1109.7	1420.3	2114.4	2787.3	3942.5	4984.6	6358.1	8511.2	10300.2
-42.5°	781.8	835.2	882.0	1010.4	1160.4	1497.9	2045.3	2538.0	3206.7	3938.1	4544.8
-45°	693.8	754.6	809.1	850.2	888.6	1003.1	1120.8	1226.4	1584.5	1928.7	2213.7
-47.5°	578.8	656.0	714.5	765.0	808.9	841.7	871.7	910.0	995.7	1069.2	1129.9
-50°	456.8	526.1	594.1	657.8	705.6	745.7	782.1	810.9	832.6	851.2	866.5
-52.5°	339.2	400.0	459.7	516.2	570.9	621.1	666.7	698.6	724.9	747.4	765.9
-55°	270.5	303.5	334.5	380.0	427.7	471.5	511.6	549.0	581.7	609.6	632.7
-57.5°	221.5	239.5	259.8	286.5	311.1	333.7	363.3	395.7	424.0	448.2	468.1
-60°	176.4	196.1	211.8	226.2	239.5	251.8	270.5	287.1	301.6	314.0	324.2
-62.5°	130.2	143.8	160.7	176.4	190.9	203.0	213.0	221.9	229.6	236.2	241.7
-65°	110.2	116.6	122.5	128.1	133.5	145.5	156.2	165.8	174.2	181.3	187.1
-67.5°	92.7	97.5	102.0	106.3	110.6	114.8	118.5	121.9	124.8	127.3	129.3
-70°	77.4	80.9	84.2	87.5	90.9	94.0	96.8	99.3	101.5	103.4	104.9
-72.5°	64.1	66.7	69.2	71.8	74.2	76.5	78.5	80.2	81.8	83.1	84.2
-75°	52.6	54.4	56.5	58.3	60.1	61.6	63.1	64.3	65.4	66.4	67.1
-77.5°	43.1	44.5	45.9	47.1	48.2	49.3	50.2	51.1	51.8	52.4	52.9
-80°	34.2	35.3	36.3	37.2	38.0	38.8	39.5	40.1	40.6	41.1	41.4
-82.5°	26.5	27.1	27.7	28.3	28.8	29.3	29.7	30.1	30.4	30.7	30.9
-85°	20.0	20.4	20.7	21.0	21.2	21.5	21.7	21.9	22.0	22.2	22.3
-87.5°	12.9	13.2	13.6	13.9	14.2	14.5	14.8	15.0	15.2	15.3	15.5
-90°	0.0	0.0	0.0	0.0	0.0	0.0	0.0	0.0	0.0	0.0	0.0



REPORT NUMBER: P1306429 (CONVERTED FROM TYPE C PHOTOMETRY)  
 CATALOG NUMBER: EPH-LS16-1200L-40-70-4R-A

**CANDELA DISTRIBUTION (continued):**

	-7.5°	-5°	-2.5°	0°	2.5°	5°	7.5°	10°	12.5°	15°	17.5°
90°	0.0	0.0	0.0	0.0	0.0	0.0	0.0	0.0	0.0	0.0	0.0
87.5°	15.6	15.6	15.7	15.7	15.7	15.6	15.6	15.5	15.3	15.2	15.0
85°	22.4	22.4	22.5	22.5	22.5	22.4	22.4	22.3	22.2	22.0	21.9
82.5°	31.1	31.2	31.3	31.3	31.3	31.2	31.1	30.9	30.7	30.4	30.1
80°	41.7	41.9	42.1	42.1	42.1	41.9	41.7	41.4	41.1	40.6	40.1
77.5°	53.3	53.6	53.7	53.8	53.7	53.6	53.3	52.9	52.4	51.8	51.1
75°	67.7	68.2	68.4	68.5	68.4	68.2	67.7	67.1	66.4	65.4	64.3
72.5°	85.0	85.6	86.0	86.1	86.0	85.6	85.0	84.2	83.1	81.8	80.2
70°	106.1	106.9	107.4	107.6	107.4	106.9	106.1	104.9	103.4	101.5	99.3
67.5°	130.9	132.1	132.8	133.0	132.8	132.1	130.9	129.3	127.3	124.8	121.9
65°	191.7	195.0	196.9	197.6	196.9	195.0	191.7	187.1	181.3	174.2	165.8
62.5°	245.9	249.0	250.8	251.4	250.8	249.0	245.9	241.7	236.2	229.6	221.9
60°	332.1	337.8	341.3	342.4	341.3	337.8	332.1	324.2	314.0	301.6	287.1
57.5°	483.7	494.8	501.6	503.8	501.6	494.8	483.7	468.1	448.2	424.0	395.7
55°	650.7	663.6	671.4	674.0	671.4	663.6	650.7	632.7	609.6	581.7	549.0
52.5°	780.4	790.8	797.1	799.2	797.1	790.8	780.4	765.9	747.4	724.9	698.6
50°	878.5	887.2	892.4	894.1	892.4	887.2	878.5	866.5	851.2	832.6	810.9
47.5°	1177.6	1211.8	1232.5	1239.4	1232.5	1211.8	1177.6	1129.9	1069.2	995.7	910.0
45°	2437.5	2598.6	2695.7	2728.2	2695.7	2598.6	2437.5	2213.7	1928.7	1584.5	1226.4
42.5°	5021.8	5365.5	5572.9	5642.2	5572.9	5365.5	5021.8	4544.8	3938.1	3206.7	2538.0
40°	11709.4	12725.8	13339.7	13545.0	13339.7	12725.8	11709.4	10300.2	8511.2	6358.1	4984.6
37.5°	23138.3	24943.2	26034.4	26399.5	26034.4	24943.2	23138.3	20639.7	17473.6	13671.5	10916.2
35°	36417.3	38546.7	39835.7	40267.3	39835.7	38546.7	36417.3	33474.6	29754.4	25379.1	20610.7
32.5°	48273.7	50211.8	51386.8	51780.6	51386.8	50211.8	48273.7	45601.2	42231.8	37788.4	32213.9
30°	56205.5	57438.2	58187.0	58438.2	58187.0	57438.2	56205.5	54510.4	52380.4	48437.4	43418.4
27.5°	61350.8	62297.7	62874.3	63068.0	62874.3	62297.7	61350.8	60053.2	58425.9	55662.5	52512.0
25°	66738.3	68157.3	69024.1	69315.7	69024.1	68157.3	66738.3	64802.5	62567.9	60466.9	57931.8
22.5°	74760.7	77330.7	78907.4	79439.0	78907.4	77330.7	74760.7	71274.6	67865.1	64758.1	61730.4
20°	87775.2	92769.1	95850.6	96892.9	95850.6	92769.1	87775.2	81053.5	75598.2	70068.0	65974.6
17.5°	108109.4	117180.9	122824.6	124742.1	122824.6	117180.9	108109.4	96350.3	87178.2	77839.8	71125.0
15°	136776.1	151483.7	160743.9	163911.8	160743.9	151483.7	136776.1	119574.8	103205.9	89278.9	77839.8
12.5°	175232.4	210192.8	245322.1	262262.3	245322.1	210192.8	175232.4	148903.2	123550.5	103205.9	87178.2
10°	263857.2	376937.5	475596.3	511708.2	475596.3	376937.5	263857.2	186232.4	148903.2	119574.8	96350.3
7.5°	441611.4	624770.9	708262.1	729850.6	708262.1	624770.9	441611.4	263857.2	175232.4	136776.1	108109.4
5°	624770.9	753044.1	815014.6	837157.8	815014.6	753044.1	624770.9	376937.5	210192.8	151483.7	117180.9
2.5°	708262.1	815014.6	885674.4	915089.0	885674.4	815014.6	708262.1	475596.3	245322.1	160743.9	122824.6
0°	729850.6	837157.8	915089.0	952052.4	915089.0	837157.8	729850.6	511708.2	262262.3	163911.8	124742.1
-2.5°	708262.1	815014.6	885674.4	915089.0	885674.4	815014.6	708262.1	475596.3	245322.1	160743.9	122824.6
-5°	624770.9	753044.1	815014.6	837157.8	815014.6	753044.1	624770.9	376937.5	210192.8	151483.7	117180.9
-7.5°	441611.4	624770.9	708262.1	729850.6	708262.1	624770.9	441611.4	263857.2	175232.4	136776.1	108109.4
-10°	263857.2	376937.5	475596.3	511708.2	475596.3	376937.5	263857.2	186232.4	148903.2	119574.8	96350.3
-12.5°	175232.4	210192.8	245322.1	262262.3	245322.1	210192.8	175232.4	148903.2	123550.5	103205.9	87178.2
-15°	136776.1	151483.7	160743.9	163911.8	160743.9	151483.7	136776.1	119574.8	103205.9	89278.9	77839.8
-17.5°	108109.4	117180.9	122824.6	124742.1	122824.6	117180.9	108109.4	96350.3	87178.2	77839.8	71125.0
-20°	87775.2	92769.1	95850.6	96892.9	95850.6	92769.1	87775.2	81053.5	75598.2	70068.0	65974.6



REPORT NUMBER: P1306429 (CONVERTED FROM TYPE C PHOTOMETRY)  
 CATALOG NUMBER: EPH-LS16-1200L-40-70-4R-A

**CANDELA DISTRIBUTION (continued):**

	-7.5°	-5°	-2.5°	0°	2.5°	5°	7.5°	10°	12.5°	15°	17.5°
-22.5°	74760.7	77330.7	78907.4	79439.0	78907.4	77330.7	74760.7	71274.6	67865.1	64758.1	61730.4
-25°	66738.3	68157.3	69024.1	69315.7	69024.1	68157.3	66738.3	64802.5	62567.9	60466.9	57931.8
-27.5°	61350.8	62297.7	62874.3	63068.0	62874.3	62297.7	61350.8	60053.2	58425.9	55662.5	52512.0
-30°	56205.5	57438.2	58187.0	58438.2	58187.0	57438.2	56205.5	54510.4	52380.4	48437.4	43418.4
-32.5°	48273.7	50211.8	51386.8	51780.6	51386.8	50211.8	48273.7	45601.2	42231.8	37788.4	32213.9
-35°	36417.3	38546.7	39835.7	40267.3	39835.7	38546.7	36417.3	33474.6	29754.4	25379.1	20610.7
-37.5°	23138.3	24943.2	26034.4	26399.5	26034.4	24943.2	23138.3	20639.7	17473.6	13671.5	10916.2
-40°	11709.4	12725.8	13339.7	13545.0	13339.7	12725.8	11709.4	10300.2	8511.2	6358.1	4984.6
-42.5°	5021.8	5365.5	5572.9	5642.2	5572.9	5365.5	5021.8	4544.8	3938.1	3206.7	2538.0
-45°	2437.5	2598.6	2695.7	2728.2	2695.7	2598.6	2437.5	2213.7	1928.7	1584.5	1226.4
-47.5°	1177.6	1211.8	1232.5	1239.4	1232.5	1211.8	1177.6	1129.9	1069.2	995.7	910.0
-50°	878.5	887.2	892.4	894.1	892.4	887.2	878.5	866.5	851.2	832.6	810.9
-52.5°	780.4	790.8	797.1	799.2	797.1	790.8	780.4	765.9	747.4	724.9	698.6
-55°	650.7	663.6	671.4	674.0	671.4	663.6	650.7	632.7	609.6	581.7	549.0
-57.5°	483.7	494.8	501.6	503.8	501.6	494.8	483.7	468.1	448.2	424.0	395.7
-60°	332.1	337.8	341.3	342.4	341.3	337.8	332.1	324.2	314.0	301.6	287.1
-62.5°	245.9	249.0	250.8	251.4	250.8	249.0	245.9	241.7	236.2	229.6	221.9
-65°	191.7	195.0	196.9	197.6	196.9	195.0	191.7	187.1	181.3	174.2	165.8
-67.5°	130.9	132.1	132.8	133.0	132.8	132.1	130.9	129.3	127.3	124.8	121.9
-70°	106.1	106.9	107.4	107.6	107.4	106.9	106.1	104.9	103.4	101.5	99.3
-72.5°	85.0	85.6	86.0	86.1	86.0	85.6	85.0	84.2	83.1	81.8	80.2
-75°	67.7	68.2	68.4	68.5	68.4	68.2	67.7	67.1	66.4	65.4	64.3
-77.5°	53.3	53.6	53.7	53.8	53.7	53.6	53.3	52.9	52.4	51.8	51.1
-80°	41.7	41.9	42.1	42.1	42.1	41.9	41.7	41.4	41.1	40.6	40.1
-82.5°	31.1	31.2	31.3	31.3	31.3	31.2	31.1	30.9	30.7	30.4	30.1
-85°	22.4	22.4	22.5	22.5	22.5	22.4	22.4	22.3	22.2	22.0	21.9
-87.5°	15.6	15.6	15.7	15.7	15.7	15.6	15.6	15.5	15.3	15.2	15.0
-90°	0.0	0.0	0.0	0.0	0.0	0.0	0.0	0.0	0.0	0.0	0.0



REPORT NUMBER: P1306429 (CONVERTED FROM TYPE C PHOTOMETRY)  
 CATALOG NUMBER: EPH-LS16-1200L-40-70-4R-A

**CANDELA DISTRIBUTION (continued):**

	20°	22.5°	25°	27.5°	30°	32.5°	35°	37.5°	40°	42.5°	45°
90°	0.0	0.0	0.0	0.0	0.0	0.0	0.0	0.0	0.0	0.0	0.0
87.5°	14.8	14.5	14.2	13.9	13.6	13.2	12.9	12.5	12.0	11.6	11.1
85°	21.7	21.5	21.2	21.0	20.7	20.4	20.0	19.7	19.3	18.9	18.5
82.5°	29.7	29.3	28.8	28.3	27.7	27.1	26.5	25.8	25.1	24.3	23.5
80°	39.5	38.8	38.0	37.2	36.3	35.3	34.2	33.1	31.9	30.8	29.7
77.5°	50.2	49.3	48.2	47.1	45.9	44.5	43.1	41.6	40.1	38.6	36.9
75°	63.1	61.6	60.1	58.3	56.5	54.4	52.6	50.8	48.8	46.8	44.7
72.5°	78.5	76.5	74.2	71.8	69.2	66.7	64.1	61.5	58.6	55.6	52.8
70°	96.8	94.0	90.9	87.5	84.2	80.9	77.4	73.7	69.8	66.2	62.6
67.5°	118.5	114.8	110.6	106.3	102.0	97.5	92.7	87.6	82.9	78.3	73.4
65°	156.2	145.5	133.5	128.1	122.5	116.6	110.2	104.1	98.0	91.7	85.3
62.5°	213.0	203.0	190.9	176.4	160.7	143.8	130.2	122.7	114.9	106.8	99.5
60°	270.5	251.8	239.5	226.2	211.8	196.1	176.4	155.5	133.5	124.2	114.8
57.5°	363.3	333.7	311.1	286.5	259.8	239.5	221.5	202.6	179.6	154.6	131.3
55°	511.6	471.5	427.7	380.0	334.5	303.5	270.5	242.1	220.5	198.0	169.9
52.5°	666.7	621.1	570.9	516.2	459.7	400.0	339.2	301.6	262.2	233.5	208.3
50°	782.1	745.7	705.6	657.8	594.1	526.1	456.8	385.1	324.2	280.1	241.4
47.5°	871.7	841.7	808.9	765.0	714.5	656.0	578.8	498.0	417.7	337.8	289.1
45°	1120.8	1003.1	888.6	850.2	809.1	754.6	693.8	614.4	524.1	434.2	342.4
42.5°	2045.3	1497.9	1160.4	1010.4	882.0	835.2	781.8	713.9	632.3	532.9	434.2
40°	3942.5	2787.3	2114.4	1420.3	1109.7	928.1	851.1	795.5	720.7	632.3	524.1
37.5°	7863.8	5217.2	3863.3	2564.8	1774.3	1170.1	967.6	856.4	795.5	713.9	614.4
35°	15249.7	10961.4	7022.3	4595.3	2945.8	1953.2	1190.4	967.6	851.1	781.8	693.8
32.5°	26000.8	19646.6	13074.5	8568.9	4965.9	3126.3	1953.2	1170.1	928.1	835.2	754.6
30°	37319.9	29949.4	22338.0	14522.9	9089.0	4965.9	2945.8	1774.3	1109.7	882.0	809.1
27.5°	46999.3	40423.4	31972.2	23244.3	14522.9	8568.9	4595.3	2564.8	1420.3	1010.4	850.2
25°	54155.2	48824.5	41301.5	31972.2	22338.0	13074.5	7022.3	3863.3	2114.4	1160.4	888.6
22.5°	58893.5	54710.7	48824.5	40423.4	29949.4	19646.6	10961.4	5217.2	2787.3	1497.9	1003.1
20°	62158.9	58893.5	54155.2	46999.3	37319.9	26000.8	15249.7	7863.8	3942.5	2045.3	1120.8
17.5°	65974.6	61730.4	57931.8	52512.0	43418.4	32213.9	20610.7	10916.2	4984.6	2538.0	1226.4
15°	70068.0	64758.1	60466.9	55662.5	48437.4	37788.4	25379.1	13671.5	6358.1	3206.7	1584.5
12.5°	75598.2	67865.1	62567.9	58425.9	52380.4	42231.8	29754.4	17473.6	8511.2	3938.1	1928.7
10°	81053.5	71274.6	64802.5	60053.2	54510.4	45601.2	33474.6	20639.7	10300.2	4544.8	2213.7
7.5°	87775.2	74760.7	66738.3	61350.8	56205.5	48273.7	36417.3	23138.3	11709.4	5021.8	2437.5
5°	92769.1	77330.7	68157.3	62297.7	57438.2	50211.8	38546.7	24943.2	12725.8	5365.5	2598.6
2.5°	95850.6	78907.4	69024.1	62874.3	58187.0	51386.8	39835.7	26034.4	13339.7	5572.9	2695.7
0°	96892.9	79439.0	69315.7	63068.0	58438.2	51780.6	40267.3	26399.5	13545.0	5642.2	2728.2
-2.5°	95850.6	78907.4	69024.1	62874.3	58187.0	51386.8	39835.7	26034.4	13339.7	5572.9	2695.7
-5°	92769.1	77330.7	68157.3	62297.7	57438.2	50211.8	38546.7	24943.2	12725.8	5365.5	2598.6
-7.5°	87775.2	74760.7	66738.3	61350.8	56205.5	48273.7	36417.3	23138.3	11709.4	5021.8	2437.5
-10°	81053.5	71274.6	64802.5	60053.2	54510.4	45601.2	33474.6	20639.7	10300.2	4544.8	2213.7
-12.5°	75598.2	67865.1	62567.9	58425.9	52380.4	42231.8	29754.4	17473.6	8511.2	3938.1	1928.7
-15°	70068.0	64758.1	60466.9	55662.5	48437.4	37788.4	25379.1	13671.5	6358.1	3206.7	1584.5
-17.5°	65974.6	61730.4	57931.8	52512.0	43418.4	32213.9	20610.7	10916.2	4984.6	2538.0	1226.4
-20°	62158.9	58893.5	54155.2	46999.3	37319.9	26000.8	15249.7	7863.8	3942.5	2045.3	1120.8



REPORT NUMBER: P1306429 (CONVERTED FROM TYPE C PHOTOMETRY)  
 CATALOG NUMBER: EPH-LS16-1200L-40-70-4R-A

**CANDELA DISTRIBUTION (continued):**

	20°	22.5°	25°	27.5°	30°	32.5°	35°	37.5°	40°	42.5°	45°
-22.5°	58893.5	54710.7	48824.5	40423.4	29949.4	19646.6	10961.4	5217.2	2787.3	1497.9	1003.1
-25°	54155.2	48824.5	41301.5	31972.2	22338.0	13074.5	7022.3	3863.3	2114.4	1160.4	888.6
-27.5°	46999.3	40423.4	31972.2	23244.3	14522.9	8568.9	4595.3	2564.8	1420.3	1010.4	850.2
-30°	37319.9	29949.4	22338.0	14522.9	9089.0	4965.9	2945.8	1774.3	1109.7	882.0	809.1
-32.5°	26000.8	19646.6	13074.5	8568.9	4965.9	3126.3	1953.2	1170.1	928.1	835.2	754.6
-35°	15249.7	10961.4	7022.3	4595.3	2945.8	1953.2	1190.4	967.6	851.1	781.8	693.8
-37.5°	7863.8	5217.2	3863.3	2564.8	1774.3	1170.1	967.6	856.4	795.5	713.9	614.4
-40°	3942.5	2787.3	2114.4	1420.3	1109.7	928.1	851.1	795.5	720.7	632.3	524.1
-42.5°	2045.3	1497.9	1160.4	1010.4	882.0	835.2	781.8	713.9	632.3	532.9	434.2
-45°	1120.8	1003.1	888.6	850.2	809.1	754.6	693.8	614.4	524.1	434.2	342.4
-47.5°	871.7	841.7	808.9	765.0	714.5	656.0	578.8	498.0	417.7	337.8	289.1
-50°	782.1	745.7	705.6	657.8	594.1	526.1	456.8	385.1	324.2	280.1	241.4
-52.5°	666.7	621.1	570.9	516.2	459.7	400.0	339.2	301.6	262.2	233.5	208.3
-55°	511.6	471.5	427.7	380.0	334.5	303.5	270.5	242.1	220.5	198.0	169.9
-57.5°	363.3	333.7	311.1	286.5	259.8	239.5	221.5	202.6	179.6	154.6	131.3
-60°	270.5	251.8	239.5	226.2	211.8	196.1	176.4	155.5	133.5	124.2	114.8
-62.5°	213.0	203.0	190.9	176.4	160.7	143.8	130.2	122.7	114.9	106.8	99.5
-65°	156.2	145.5	133.5	128.1	122.5	116.6	110.2	104.1	98.0	91.7	85.3
-67.5°	118.5	114.8	110.6	106.3	102.0	97.5	92.7	87.6	82.9	78.3	73.4
-70°	96.8	94.0	90.9	87.5	84.2	80.9	77.4	73.7	69.8	66.2	62.6
-72.5°	78.5	76.5	74.2	71.8	69.2	66.7	64.1	61.5	58.6	55.6	52.8
-75°	63.1	61.6	60.1	58.3	56.5	54.4	52.6	50.8	48.8	46.8	44.7
-77.5°	50.2	49.3	48.2	47.1	45.9	44.5	43.1	41.6	40.1	38.6	36.9
-80°	39.5	38.8	38.0	37.2	36.3	35.3	34.2	33.1	31.9	30.8	29.7
-82.5°	29.7	29.3	28.8	28.3	27.7	27.1	26.5	25.8	25.1	24.3	23.5
-85°	21.7	21.5	21.2	21.0	20.7	20.4	20.0	19.7	19.3	18.9	18.5
-87.5°	14.8	14.5	14.2	13.9	13.6	13.2	12.9	12.5	12.0	11.6	11.1
-90°	0.0	0.0	0.0	0.0	0.0	0.0	0.0	0.0	0.0	0.0	0.0



REPORT NUMBER: P1306429 (CONVERTED FROM TYPE C PHOTOMETRY)  
 CATALOG NUMBER: EPH-LS16-1200L-40-70-4R-A

**CANDELA DISTRIBUTION (continued):**

	47.5°	50°	52.5°	55°	57.5°	60°	62.5°	65°	67.5°	70°	72.5°
90°	0.0	0.0	0.0	0.0	0.0	0.0	0.0	0.0	0.0	0.0	0.0
87.5°	10.6	10.1	9.6	9.0	8.4	7.8	7.2	6.6	6.0	5.4	4.7
85°	18.1	17.6	17.2	16.7	16.2	15.7	14.5	13.3	12.0	10.7	9.4
82.5°	22.7	22.0	21.3	20.6	19.8	19.1	18.3	17.5	16.7	15.9	14.1
80°	28.6	27.5	26.3	25.0	23.7	22.4	21.4	20.3	19.3	18.2	17.0
77.5°	35.2	33.4	31.6	30.0	28.4	26.8	25.1	23.4	21.8	20.4	19.1
75°	42.4	40.3	38.1	35.8	33.4	31.1	29.1	27.0	24.9	22.8	21.0
72.5°	50.2	47.5	44.7	41.8	39.1	36.3	33.4	30.6	28.2	25.7	23.2
70°	58.9	55.0	51.5	48.2	44.9	41.4	38.2	34.8	31.4	28.5	25.7
67.5°	68.4	64.0	59.5	54.9	50.8	46.9	42.9	39.1	35.3	31.4	28.2
65°	79.7	73.9	68.0	62.8	57.5	52.4	48.0	43.5	39.1	34.8	30.6
62.5°	91.9	84.5	77.8	71.0	64.8	58.8	52.9	48.0	42.9	38.2	33.4
60°	105.4	96.8	88.0	80.2	72.6	65.4	58.8	52.4	46.9	41.4	36.3
57.5°	120.6	109.7	99.8	90.0	81.0	72.6	64.8	57.5	50.8	44.9	39.1
55°	140.7	124.2	112.0	100.8	90.0	80.2	71.0	62.8	54.9	48.2	41.8
52.5°	179.1	146.8	125.4	112.0	99.8	88.0	77.8	68.0	59.5	51.5	44.7
50°	213.5	182.2	146.8	124.2	109.7	96.8	84.5	73.9	64.0	55.0	47.5
47.5°	244.0	213.5	179.1	140.7	120.6	105.4	91.9	79.7	68.4	58.9	50.2
45°	289.1	241.4	208.3	169.9	131.3	114.8	99.5	85.3	73.4	62.6	52.8
42.5°	337.8	280.1	233.5	198.0	154.6	124.2	106.8	91.7	78.3	66.2	55.6
40°	417.7	324.2	262.2	220.5	179.6	133.5	114.9	98.0	82.9	69.8	58.6
37.5°	498.0	385.1	301.6	242.1	202.6	155.5	122.7	104.1	87.6	73.7	61.5
35°	578.8	456.8	339.2	270.5	221.5	176.4	130.2	110.2	92.7	77.4	64.1
32.5°	656.0	526.1	400.0	303.5	239.5	196.1	143.8	116.6	97.5	80.9	66.7
30°	714.5	594.1	459.7	334.5	259.8	211.8	160.7	122.5	102.0	84.2	69.2
27.5°	765.0	657.8	516.2	380.0	286.5	226.2	176.4	128.1	106.3	87.5	71.8
25°	808.9	705.6	570.9	427.7	311.1	239.5	190.9	133.5	110.6	90.9	74.2
22.5°	841.7	745.7	621.1	471.5	333.7	251.8	203.0	145.5	114.8	94.0	76.5
20°	871.7	782.1	666.7	511.6	363.3	270.5	213.0	156.2	118.5	96.8	78.5
17.5°	910.0	810.9	698.6	549.0	395.7	287.1	221.9	165.8	121.9	99.3	80.2
15°	995.7	832.6	724.9	581.7	424.0	301.6	229.6	174.2	124.8	101.5	81.8
12.5°	1069.2	851.2	747.4	609.6	448.2	314.0	236.2	181.3	127.3	103.4	83.1
10°	1129.9	866.5	765.9	632.7	468.1	324.2	241.7	187.1	129.3	104.9	84.2
7.5°	1177.6	878.5	780.4	650.7	483.7	332.1	245.9	191.7	130.9	106.1	85.0
5°	1211.8	887.2	790.8	663.6	494.8	337.8	249.0	195.0	132.1	106.9	85.6
2.5°	1232.5	892.4	797.1	671.4	501.6	341.3	250.8	196.9	132.8	107.4	86.0
0°	1239.4	894.1	799.2	674.0	503.8	342.4	251.4	197.6	133.0	107.6	86.1
-2.5°	1232.5	892.4	797.1	671.4	501.6	341.3	250.8	196.9	132.8	107.4	86.0
-5°	1211.8	887.2	790.8	663.6	494.8	337.8	249.0	195.0	132.1	106.9	85.6
-7.5°	1177.6	878.5	780.4	650.7	483.7	332.1	245.9	191.7	130.9	106.1	85.0
-10°	1129.9	866.5	765.9	632.7	468.1	324.2	241.7	187.1	129.3	104.9	84.2
-12.5°	1069.2	851.2	747.4	609.6	448.2	314.0	236.2	181.3	127.3	103.4	83.1
-15°	995.7	832.6	724.9	581.7	424.0	301.6	229.6	174.2	124.8	101.5	81.8
-17.5°	910.0	810.9	698.6	549.0	395.7	287.1	221.9	165.8	121.9	99.3	80.2
-20°	871.7	782.1	666.7	511.6	363.3	270.5	213.0	156.2	118.5	96.8	78.5



REPORT NUMBER: P1306429 (CONVERTED FROM TYPE C PHOTOMETRY)  
 CATALOG NUMBER: EPH-LS16-1200L-40-70-4R-A

**CANDELA DISTRIBUTION (continued):**

	47.5°	50°	52.5°	55°	57.5°	60°	62.5°	65°	67.5°	70°	72.5°
-22.5°	841.7	745.7	621.1	471.5	333.7	251.8	203.0	145.5	114.8	94.0	76.5
-25°	808.9	705.6	570.9	427.7	311.1	239.5	190.9	133.5	110.6	90.9	74.2
-27.5°	765.0	657.8	516.2	380.0	286.5	226.2	176.4	128.1	106.3	87.5	71.8
-30°	714.5	594.1	459.7	334.5	259.8	211.8	160.7	122.5	102.0	84.2	69.2
-32.5°	656.0	526.1	400.0	303.5	239.5	196.1	143.8	116.6	97.5	80.9	66.7
-35°	578.8	456.8	339.2	270.5	221.5	176.4	130.2	110.2	92.7	77.4	64.1
-37.5°	498.0	385.1	301.6	242.1	202.6	155.5	122.7	104.1	87.6	73.7	61.5
-40°	417.7	324.2	262.2	220.5	179.6	133.5	114.9	98.0	82.9	69.8	58.6
-42.5°	337.8	280.1	233.5	198.0	154.6	124.2	106.8	91.7	78.3	66.2	55.6
-45°	289.1	241.4	208.3	169.9	131.3	114.8	99.5	85.3	73.4	62.6	52.8
-47.5°	244.0	213.5	179.1	140.7	120.6	105.4	91.9	79.7	68.4	58.9	50.2
-50°	213.5	182.2	146.8	124.2	109.7	96.8	84.5	73.9	64.0	55.0	47.5
-52.5°	179.1	146.8	125.4	112.0	99.8	88.0	77.8	68.0	59.5	51.5	44.7
-55°	140.7	124.2	112.0	100.8	90.0	80.2	71.0	62.8	54.9	48.2	41.8
-57.5°	120.6	109.7	99.8	90.0	81.0	72.6	64.8	57.5	50.8	44.9	39.1
-60°	105.4	96.8	88.0	80.2	72.6	65.4	58.8	52.4	46.9	41.4	36.3
-62.5°	91.9	84.5	77.8	71.0	64.8	58.8	52.9	48.0	42.9	38.2	33.4
-65°	79.7	73.9	68.0	62.8	57.5	52.4	48.0	43.5	39.1	34.8	30.6
-67.5°	68.4	64.0	59.5	54.9	50.8	46.9	42.9	39.1	35.3	31.4	28.2
-70°	58.9	55.0	51.5	48.2	44.9	41.4	38.2	34.8	31.4	28.5	25.7
-72.5°	50.2	47.5	44.7	41.8	39.1	36.3	33.4	30.6	28.2	25.7	23.2
-75°	42.4	40.3	38.1	35.8	33.4	31.1	29.1	27.0	24.9	22.8	21.0
-77.5°	35.2	33.4	31.6	30.0	28.4	26.8	25.1	23.4	21.8	20.4	19.1
-80°	28.6	27.5	26.3	25.0	23.7	22.4	21.4	20.3	19.3	18.2	17.0
-82.5°	22.7	22.0	21.3	20.6	19.8	19.1	18.3	17.5	16.7	15.9	14.1
-85°	18.1	17.6	17.2	16.7	16.2	15.7	14.5	13.3	12.0	10.7	9.4
-87.5°	10.6	10.1	9.6	9.0	8.4	7.8	7.2	6.6	6.0	5.4	4.7
-90°	0.0	0.0	0.0	0.0	0.0	0.0	0.0	0.0	0.0	0.0	0.0



REPORT NUMBER: P1306429 (CONVERTED FROM TYPE C PHOTOMETRY)  
 CATALOG NUMBER: EPH-LS16-1200L-40-70-4R-A

**CANDELA DISTRIBUTION (continued):**

	75°	77.5°	80°	82.5°	85°	87.5°	90°
90°	0.0	0.0	0.0	0.0	0.0	0.0	0.0
87.5°	4.1	3.4	2.7	2.0	1.4	0.7	0.0
85°	8.1	6.8	5.4	4.1	2.7	1.4	0.0
82.5°	12.2	10.2	8.2	6.1	4.1	2.0	0.0
80°	15.9	13.5	10.9	8.2	5.4	2.7	0.0
77.5°	17.6	16.2	13.5	10.2	6.8	3.4	0.0
75°	19.3	17.6	15.9	12.2	8.1	4.1	0.0
72.5°	21.0	19.1	17.0	14.1	9.4	4.7	0.0
70°	22.8	20.4	18.2	15.9	10.7	5.4	0.0
67.5°	24.9	21.8	19.3	16.7	12.0	6.0	0.0
65°	27.0	23.4	20.3	17.5	13.3	6.6	0.0
62.5°	29.1	25.1	21.4	18.3	14.5	7.2	0.0
60°	31.1	26.8	22.4	19.1	15.7	7.8	0.0
57.5°	33.4	28.4	23.7	19.8	16.2	8.4	0.0
55°	35.8	30.0	25.0	20.6	16.7	9.0	0.0
52.5°	38.1	31.6	26.3	21.3	17.2	9.6	0.0
50°	40.3	33.4	27.5	22.0	17.6	10.1	0.0
47.5°	42.4	35.2	28.6	22.7	18.1	10.6	0.0
45°	44.7	36.9	29.7	23.5	18.5	11.1	0.0
42.5°	46.8	38.6	30.8	24.3	18.9	11.6	0.0
40°	48.8	40.1	31.9	25.1	19.3	12.0	0.0
37.5°	50.8	41.6	33.1	25.8	19.7	12.5	0.0
35°	52.6	43.1	34.2	26.5	20.0	12.9	0.0
32.5°	54.4	44.5	35.3	27.1	20.4	13.2	0.0
30°	56.5	45.9	36.3	27.7	20.7	13.6	0.0
27.5°	58.3	47.1	37.2	28.3	21.0	13.9	0.0
25°	60.1	48.2	38.0	28.8	21.2	14.2	0.0
22.5°	61.6	49.3	38.8	29.3	21.5	14.5	0.0
20°	63.1	50.2	39.5	29.7	21.7	14.8	0.0
17.5°	64.3	51.1	40.1	30.1	21.9	15.0	0.0
15°	65.4	51.8	40.6	30.4	22.0	15.2	0.0
12.5°	66.4	52.4	41.1	30.7	22.2	15.3	0.0
10°	67.1	52.9	41.4	30.9	22.3	15.5	0.0
7.5°	67.7	53.3	41.7	31.1	22.4	15.6	0.0
5°	68.2	53.6	41.9	31.2	22.4	15.6	0.0
2.5°	68.4	53.7	42.1	31.3	22.5	15.7	0.0
0°	68.5	53.8	42.1	31.3	22.5	15.7	0.0
-2.5°	68.4	53.7	42.1	31.3	22.5	15.7	0.0
-5°	68.2	53.6	41.9	31.2	22.4	15.6	0.0
-7.5°	67.7	53.3	41.7	31.1	22.4	15.6	0.0
-10°	67.1	52.9	41.4	30.9	22.3	15.5	0.0
-12.5°	66.4	52.4	41.1	30.7	22.2	15.3	0.0
-15°	65.4	51.8	40.6	30.4	22.0	15.2	0.0
-17.5°	64.3	51.1	40.1	30.1	21.9	15.0	0.0
-20°	63.1	50.2	39.5	29.7	21.7	14.8	0.0



REPORT NUMBER: P1306429 (CONVERTED FROM TYPE C PHOTOMETRY)  
 CATALOG NUMBER: EPH-LS16-1200L-40-70-4R-A

**CANDELA DISTRIBUTION (continued):**

	75°	77.5°	80°	82.5°	85°	87.5°	90°
-22.5°	61.6	49.3	38.8	29.3	21.5	14.5	0.0
-25°	60.1	48.2	38.0	28.8	21.2	14.2	0.0
-27.5°	58.3	47.1	37.2	28.3	21.0	13.9	0.0
-30°	56.5	45.9	36.3	27.7	20.7	13.6	0.0
-32.5°	54.4	44.5	35.3	27.1	20.4	13.2	0.0
-35°	52.6	43.1	34.2	26.5	20.0	12.9	0.0
-37.5°	50.8	41.6	33.1	25.8	19.7	12.5	0.0
-40°	48.8	40.1	31.9	25.1	19.3	12.0	0.0
-42.5°	46.8	38.6	30.8	24.3	18.9	11.6	0.0
-45°	44.7	36.9	29.7	23.5	18.5	11.1	0.0
-47.5°	42.4	35.2	28.6	22.7	18.1	10.6	0.0
-50°	40.3	33.4	27.5	22.0	17.6	10.1	0.0
-52.5°	38.1	31.6	26.3	21.3	17.2	9.6	0.0
-55°	35.8	30.0	25.0	20.6	16.7	9.0	0.0
-57.5°	33.4	28.4	23.7	19.8	16.2	8.4	0.0
-60°	31.1	26.8	22.4	19.1	15.7	7.8	0.0
-62.5°	29.1	25.1	21.4	18.3	14.5	7.2	0.0
-65°	27.0	23.4	20.3	17.5	13.3	6.6	0.0
-67.5°	24.9	21.8	19.3	16.7	12.0	6.0	0.0
-70°	22.8	20.4	18.2	15.9	10.7	5.4	0.0
-72.5°	21.0	19.1	17.0	14.1	9.4	4.7	0.0
-75°	19.3	17.6	15.9	12.2	8.1	4.1	0.0
-77.5°	17.6	16.2	13.5	10.2	6.8	3.4	0.0
-80°	15.9	13.5	10.9	8.2	5.4	2.7	0.0
-82.5°	12.2	10.2	8.2	6.1	4.1	2.0	0.0
-85°	8.1	6.8	5.4	4.1	2.7	1.4	0.0
-87.5°	4.1	3.4	2.7	2.0	1.4	0.7	0.0
-90°	0.0	0.0	0.0	0.0	0.0	0.0	0.0

(END OF REPORT)